

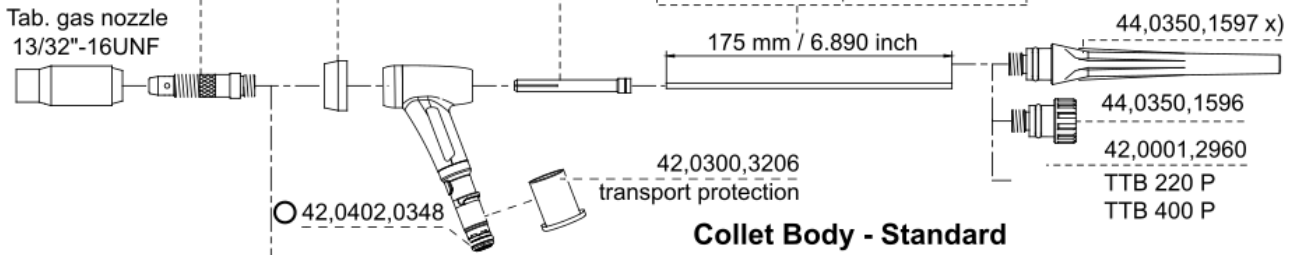
**TTB 400P W ML /70°/L65**

**44,0350,4414**

# TTB 400P W ML/70°/L65 (44,0350,4414)

## Standard

Part No. collet body	Part No. head ring	Part No. collet	Part No. electrode WC20	Part No. electrode WP	Part No. electrode WS2	Electrode $\varnothing$	
						mm	inch
42,0001,3032	42,0100,0408 x)	42,0001,0284	42,0411,4012			1,0	.039
42,0001,3033		42,0001,0285	42,0411,4001	42,0411,4008	42,0411,0161	1,6	.063
42,0001,3034 x)		42,0001,0286 x)	42,0411,4002 x)	42,0411,4005	42,0411,0162	2,4	.094
42,0001,3035		42,0001,0287	42,0411,4003	42,0411,4006	42,0411,0163	3,2	.126
42,0001,3036		42,0001,2577	42,0411,4013	42,0411,4007	42,0411,0164	4,0	.157



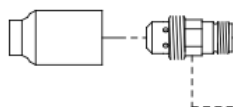
### Collet Body - Standard

gas nozzle ceramic screwable 13/32"- 16UNF	d1		d2		L1		Part No.
	mm	inch	mm	inch	mm	inch	
	6,5	.256	18,0	.709	47	1.850	42,0300,2276
	8,0	.315	18,0	.709	47	1.850	42,0300,2277
	9,5	.374	18,0	.709	47	1.850	42,0300,2278 x)
	11,0	.433	18,0	.709	47	1.850	42,0300,2279
	12,5	.492	18,0	.709	47	1.850	42,0300,2280
	16,0	.630	21,0	.827	47	1.850	42,0300,2281
	19,5	.768	23,5	.925	50	1.969	42,0300,2282
	8,0	.315	18,0	.709	76	2.992	42,0300,2283
	9,5	.374	18,0	.709	76	2.992	42,0300,2284
	11,0	.433	18,0	.709	76	2.992	42,0300,2285

Tab. Torch Body P	
44,0350,4409	TTB 220 P
44,0350,xxxx	TTB 220 P,F
44,0350,4414	TTB 400 P
44,0350,xxxx	TTB 400 P,F

### Collet Body-Large

Tab. gas nozzle 3/4"-16UNF



Part No. collet body	Electrode $\varnothing$	
	mm	inch
42,0001,2862	2,4	.094
42,0001,2863	3,2	.126
42,0001,2864	4,0	.157

X) standard equipment

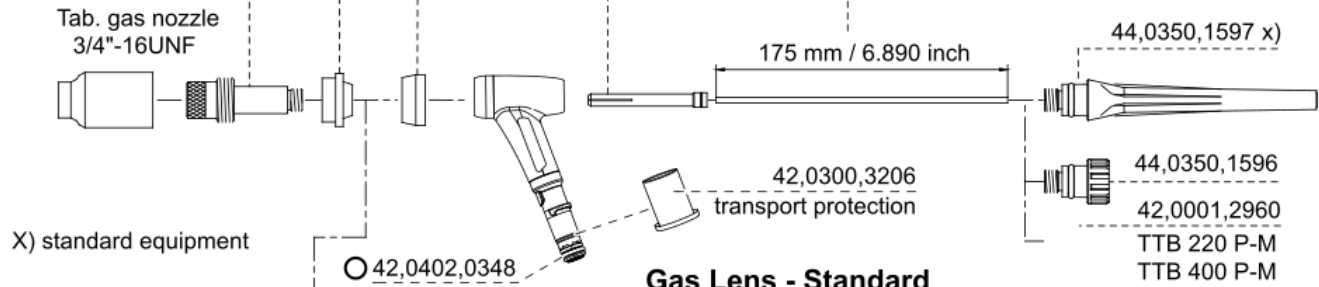
### Collet Body - Large

gas nozzle ceramic screwable 3/4"- 16UNF	d1		d2		L1		Part No.
	mm	inch	mm	inch	mm	inch	
	6,5	.256	24,5	.965	42	1.654	42,0300,2009
	8,0	.315	24,5	.965	42	1.654	42,0300,2010
	9,5	.374	24,5	.965	42	1.654	42,0300,2011
	11,0	.433	24,5	.965	42	1.654	42,0300,2012
	12,5	.492	24,5	.965	42	1.654	42,0300,2013
	8,0	.315	24,0	.945	76	2.992	42,0300,2273
	9,5	.374	24,0	.945	76	2.992	42,0300,2274
	9,5	.374	24,0	.945	59,1	2.327	42,0300,2826
	11,0	.433	24,0	.945	76	2.992	42,0300,2275

# TTB 400P W ML/70°/L65 (44,0350,4414)

## Standard

Part No. gas lens	Part No. insulation ring	Part No. head shield	Part No. collet	Part No. electrode WC20	Part No. electrode WP	Part No. electrode WS2	Electrode $\varnothing$	
							mm	inch
44,0350,1595	42,0100,0401	42,0100,0408 x)	42,0001,0284	42,0411,4012			1,0	.039
44,0350,1362			42,0001,0285	42,0411,4001	42,0411,4008	42,0411,0161	1,6	.063
44,0350,1363			42,0001,0286 x)	42,0411,4002 x)	42,0411,4005	42,0411,0162	2,4	.094
44,0350,1364			42,0001,0287	42,0411,4003	42,0411,4006	42,0411,0163	3,2	.126
44,0350,1365			42,0001,2577	42,0411,4013	42,0411,4007	42,0411,0164	4,0	.157

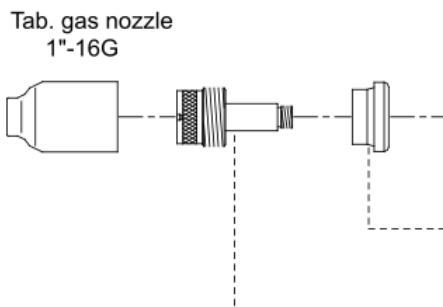


X) standard equipment

Tab. Torch Body P	
44,0350,4409	TTB 220 P
44,0350,xxxx	TTB 220 P,F
44,0350,4414	TTB 400 P
44,0350,xxxx	TTB 400 P,F

gas nozzle ceramic screwable 3/4" - 16UNF	d1		d2		L1		Part No.
	mm	inch	mm	inch	mm	inch	
	6,5	.256	24,5	.965	42	1.654	42,0300,2009
	8,0	.315	24,5	.965	42	1.654	42,0300,2010
	9,5	.374	24,5	.965	42	1.654	42,0300,2011
	11,0	.433	24,5	.965	42	1.654	42,0300,2012
	12,5	.492	24,5	.965	42	1.654	42,0300,2013
	8,0	.315	24,0	.945	76	2.992	42,0300,2273
	9,5	.374	24,0	.945	76	2.992	42,0300,2274
	9,5	.374	24,0	.945	59,1	2.327	42,0300,2826
	11,0	.433	24,0	.945	76	2.992	42,0300,2275

## Gas Lens - Large



Part No. insulation ring	Part No. collet body	Electrode $\varnothing$	
		mm	inch
42,0100,0402	42,0001,3027	1,0	.039
	42,0001,3028	1,6	.063
	42,0001,3029	2,4	.094
	42,0001,3030	3,2	.126
	42,0001,3031	4,0	.157

## Gas Lens - Large

gas nozzle ceramic screwable 1" - 16G	d1		d2		L1		Part No.
	mm	inch	mm	inch	mm	inch	
	9,5	.374	30,3	1.193	48	1.890	42,0300,2247
	12,5	.492	30,3	1.193	48	1.890	42,0300,2248
	16,0	.630	31,0	1.220	48	1.890	42,0300,2249
	19,0	.748	31,0	1.220	48	1.890	42,0300,2250